

## General information about company

Scrip code	540026
Name of the company	LADAM AFFORDABLE HOUSING LIMITED
Whether company is SME	No
Class of Security	Equity Shares
Type of report	Quarterly
Quarter Ended / Half year ended/Date of Report (For Prelisting / Allotment)	30-09-2017
Date of allotment / extinguishment (in case Capital Restructuring selected) / Listing Date	
Shareholding pattern filed under	Regulation 31 (1) (b)

Sr. No.	<b>Particular</b>	Yes/No
1	Whether the Listed Entity has issued any partly paid up shares?	No
2	Whether the Listed Entity has issued any Convertible Securities ?	No
3	Whether the Listed Entity has issued any Warrants ?	No
4	Whether the Listed Entity has any shares against which depository receipts are issued?	No
5	Whether the Listed Entity has any shares in locked-in?	Yes
6	Whether any shares held by promoters are pledge or otherwise encumbered?	Yes
7	Whether company has equity shares with differential voting rights?	No

### Table I - Summary Statement holding of specified securities

Category (I)	Category of shareholder (II)	Nos. Of shareholders (III)	No. of fully paid up equity shares held (IV)	No. Of Partly paid-up equity shares held (V)	No. Of shares underlying Depository Receipts (VI)	Total nos. shares held (VII) = (IV)+ (V)+ (VI)	Shareholding as a % of total no. of shares (calculated as per SCRR, 1957) (VIII) As a % of (A+B+C2)	Number of Voting Rights held in each class of securities (IX)			Total as a % of (A+B+C)
								Class eg: X	Class eg:y	Total	
(A)	Promoter & Promoter Group	4	10748600			10748600	58.72	10748600	10748600	58.72	
(B)	Public	2670	7556000			7556000	41.28	7556000	7556000	41.28	
(C)	Non Promoter- Non Public										
(C1)	Shares underlying DRs										
(C2)	Shares held										



by  
Employee  
Trusts


Total 2674 18304600 18304600 100 18304600 18304600 100

### Table I - Summary Statement holding of specified securities

Category (I)	Category of shareholder (II)	No. Of Shares Underlying Outstanding convertible securities (X)	No. of Shares Underlying Outstanding Warrants (Xi)	No. Of Shares Underlying Outstanding convertible securities and No. Of Warrants (Xi) (a)	Shareholding , as a % assuming full conversion of convertible securities ( as a percentage of diluted share capital) (XI)= (VII)+ (X) As a % of (A+B+C2)		Number of Shares pledged or otherwise encumbered (XIII)		Number of equity shares held in dematerialized form (XIV)	
					No. (a)	As a % of total Shares held (b)	No. (a)	As a % of total Shares held (b)		
(A)	Promoter & Promoter Group				58.72	3660920	34.06	800000	7.44	9948600
(B)	Public				41.28	0	0			186200
(C)	Non Promoter- Non Public									
(C1)	Shares underlying DRs									
(C2)	Shares held by Employee Trusts									
	Total				100	3660920	20	800000	4.37	10134800

### Table II - Statement showing shareholding pattern of the Promoter and Promoter Group

Sr.	Category & Name of the Shareholders (I)	Nos. Of shareholders (III)	No. of fully paid up equity shares held (IV)	No. Of Partly paid-up equity shares held (V)	No. Of shares underlying Depository Receipts (VI)	Total nos. shares held (VII) = (IV)+ (V)+ (VI)	Shareholding as a % of total no. of shares (calculated as per SCRR, 1957) (VIII) As a % of (A+B+C2)	Number of Voting Rights held in each class of securities (IX)			Total as a % of Total Voting rights
								Class eg: X	Class eg:y	Total	
A	Table II - Statement showing shareholding pattern of the Promoter and Promoter Group										
(1)	Indian										
(a)	Individuals/Hindu undivided Family	4	10748600			10748600	58.72	10748600		10748600	58.72



Sub-Total (A)(1)	4	10748600	10748600	58.72	10748600	10748600	58.72
(2) Foreign							
Total Shareholding of Promoter and Promoter Group (A)=(A)(1)+(A)(2)	4	10748600	10748600	58.72	10748600	10748600	58.72

**B Table III - Statement showing shareholding pattern of the Public shareholder**


(1) Institutions							
(2) Central Government/ State Government(s)/ President of India	1	2600	2600	0.01	2600	2600	0.01
Sub-Total (B)(2)	1	2600	2600	0.01	2600	2600	0.01
(3) Non-institutions							
(a(i)) Individuals - i. Individual shareholders holding nominal share capital up to Rs. 2 lakhs.	2620	3644276	3644276	19.91	3644276	3644276	19.91
(a(ii)) Individuals - ii. Individual shareholders holding nominal share capital in excess of Rs. 2 lakhs.	21	3830600	3830600	20.93	3830600	3830600	20.93
(e) Any Other (specify)	28	78524	78524	0.43	78524	78524	0.43
Sub-Total (B)(3)	2669	7553400	7553400	41.27	7553400	7553400	41.27
Total Public Shareholding (B)=(B)(1)+(B)(2)+(B)(3)	2670	7556000	7556000	41.28	7556000	7556000	41.28

**C Table IV - Statement showing shareholding pattern of the Non Promoter- Non Public shareholder**

Total (A+B+C2)	2674	18304600	18304600	100	18304600	18304600	100
Total (A+B+C)	2674	18304600	18304600	100	18304600	18304600	100

## Table II - Statement showing shareholding pattern of the Promoter and Promoter Group

Sr.	No. Of Shares Underlying Outstanding	No. of Shares Underlying Outstanding	No. Of Shares Underlying Outstanding	Shareholding , as a % assuming full conversion	Number of Locked in shares (XII)	Number of Shares pledged or otherwise	Number of equity shares held in
-----	--------------------------------------	--------------------------------------	--------------------------------------	--	----------------------------------	---------------------------------------	---------------------------------



convertible securities (X)	Warrants (Xi)	convertible securities and No. Of Warrants (Xi) (a)	of convertible securities ( as a percentage of diluted share capital) (XI)= (VII)+ (X) As a % of (A+B+C2)	No. (a)	As a % of total Shares held (b)	encumbered (XIII)	No. (a)	As a % of total Shares held (b)	dematerialized form (XIV)
----------------------------	---------------	---	---	---------	---------------------------------	-------------------	---------	---------------------------------	---------------------------

## A Table II - Statement showing shareholding pattern of the Promoter and Promoter Group

(1)	Indian								
(a)			58.72	3660920	34.06	800000	7.44		9948600
Sub-Total (A)(1)			58.72	3660920	34.06	800000	7.44		9948600
(2)	Foreign								
Total Shareholding of Promoter and Promoter Group (A)= (A)(1)+(A)(2)			58.72	3660920	34.06	800000	7.44		9948600

## B Table III - Statement showing shareholding pattern of the Public shareholder

(1)	Institutions								
(2)			0.01	0	0				0
Sub-Total (B)(2)			0.01	0	0				0
(3)	Non-institutions								
(a(i))			19.91	0	0				174876
(a(ii))			20.93	0	0				0
(e)			0.43	0	0				11324
Sub-Total (B)(3)			41.27	0	0				186200
Total Public Shareholding (B)=(B)(1)+(B)(2)+(B)(3)			41.28	0	0				186200

## C Table IV - Statement showing shareholding pattern of the Non Promoter- Non Public shareholder

Total (A+B+C2)			100	3660920	20				10134800
Total (A+B+C)			100	3660920	20	800000	4.37		10134800

## Individuals/Hindu undivided Family

Searial No.	1	2	3	4	
Name of the Shareholders (I)	SAURABH BHARAT AGGARWAL	BHARAT BHUSHAN AGGARWAL	SUMESH B AGARWAL	B. B. AGGARWAL	Click here to go back
PAN (II)	AEWPA0213M	AHZPA4764D	AHYPA2758A	ZZZZZ9999Z	Total





No. of fully paid up equity shares held (IV)	55800	5497000	4395800	800000	10748600
No. Of Partly paid-up equity shares held (V)					
No. Of shares underlying Depository Receipts (VI)					
Total nos. shares held (VII) = (IV)+(V)+ (VI)	55800	5497000	4395800	800000	10748600
Shareholding as a % of total no. of shares (calculated as per SCRR, 1957) (VIII) As a % of (A+B+C2)	0.3	30.03	24.01	4.37	58.72
Number of Voting Rights held in each class of securities (IX)					
Class eg:X	55800	5497000	4395800	800000	10748600
Class eg:y					
Total	55800	5497000	4395800	800000	10748600
Total as a % of Total Voting rights	0.3	30.03	24.01	4.37	58.72
No. Of Shares Underlying Outstanding convertible securities (X)					
No. of Shares Underlying Outstanding Warrants (Xi)					
No. Of Shares Underlying Outstanding convertible securities and No. Of Warrants (Xi) (a)					
Shareholding , as a % assuming full conversion of convertible securities (as a percentage of diluted share capital) (XI)= (VII)+(Xi)(a) As a % of (A+B+C2)	0.3	30.03	24.01	4.37	58.72
Number of Locked in shares (XII)					
No. (a)	0	3660920	0	0	3660920
As a % of total Shares held (b)	0	66.6	0	0	34.06



Number of Shares pledged or otherwise encumbered (XIII)

No. (a)	0	0	0	800000	800000
As a % of total Shares held (b)	0	0	0	100	7.44
Number of equity shares held in dematerialized form (XIV)	55800	5497000	4395800	0	9948600
Reason for not providing PAN					Textual Information(1)

### Text Block

Textual Information(1) Company is in process to acquire PAN

### Individuals - ii. Individual shareholders holding nominal share capital in excess of Rs. 2 lakhs.

Searial No.	1	2	3	4	5	6	7
Name of the Shareholders (I)	ARUN RANE	JAYDEEP PATIL	KALPANA JEETESH MORE	MUKUTMOHAN RAMKUMAR BERIWAL	NAGARAJ V.HOSKERI	SURESH KUMAR SHARMA	SANWARMAL SHRILAL POOJARI
PAN (II)	ZZZZZ9999Z	ZZZZZ9999Z	ZZZZZ9999Z	ZZZZZ9999Z	ZZZZZ9999Z	ZZZZZ9999Z	ZZZZZ9999Z
No. of fully paid up equity shares held (IV)	286800	219200	285200	223000	213200	236000	258600
No. Of Partly paid-up equity shares held (V)							
No. Of shares underlying Depository Receipts (VI)							
Total nos. shares held (VII) = (IV)+ (V)+ (VI)	286800	219200	285200	223000	213200	236000	258600
Shareholding as a % of total no. of shares (calculated as per SCRR, 1957) (VIII) As a % of (A+B+C2)	1.57	1.2	1.56	1.22	1.16	1.29	1.41
Number of Voting Rights held in each class of securities (IX)							
Class eg: X	286800	219200	285200	223000	213200	236000	258600



Class eg:y

Total	286800	219200	285200	223000	213200	236000	258600
-------	--------	--------	--------	--------	--------	--------	--------

Total as a % of Total Voting rights	1.57	1.2	1.56	1.22	1.16	1.29	1.41
-------------------------------------	------	-----	------	------	------	------	------

No. Of Shares Underlying Outstanding convertible securities (X)

No. of Shares Underlying Outstanding Warrants (Xi)

No. Of Shares Underlying Outstanding convertible securities and No. Of Warrants (Xi) (a)

Shareholding , as a % assuming full conversion of convertible securities (as a percentage of diluted share capital) (XI)= (VII)+(X) As a % of (A+B+C2)	1.57	1.2	1.56	1.22	1.16	1.29	1.41
--	------	-----	------	------	------	------	------

Number of Locked in shares (XII)

No. (a)	0	0	0	0	0	0	0
---------	---	---	---	---	---	---	---

As a % of total Shares held (b)	0	0	0	0	0	0	0
---------------------------------	---	---	---	---	---	---	---


Number of equity shares held in dematerialized form (XIV)	0	0	0	0	0	0	0
---	---	---	---	---	---	---	---

Reason for not providing PAN

Reason for not providing PAN	Textual Information(1)	Textual Information(2)	Textual Information(3)	Textual Information(4)	Textual Information(5)	Textual Information(6)	Textual Information(7)
------------------------------	------------------------	------------------------	------------------------	------------------------	------------------------	------------------------	------------------------

## Individuals - ii. Individual shareholders holding nominal share capital in excess of Rs. 2 lakhs.

Serial No.	8	9	10	11	
Name of the Shareholders (I)	SHYAM RANE	SHEETAL ROHAN DHULEKAR	SUSHANTA KUMAR KAVATHANKAR	VANDANA U. SATARDEKAR	Click here to go back
PAN (II)	ZZZZZ9999Z	ZZZZZ9999Z	ZZZZZ9999Z	ZZZZZ9999Z	Total



No. of fully paid up equity shares held (IV) 363200 191200 191000 289000 2756400

No. Of Partly paid-up equity shares held (V)

No. Of shares underlying Depository Receipts (VI)

Total nos. shares held (VII) = (IV)+(V)+ (VI) 363200 191200 191000 289000 2756400

Shareholding as a % of total no. of shares (calculated as per SCRR, 1957) (VIII) As a % of (A+B+C2) 1.98 1.04 1.04 1.58 15.06

Number of Voting Rights held in each class of securities (IX)

Class eg: X 363200 191200 191000 289000 2756400

Class eg:y

Total 363200 191200 191000 289000 2756400

Total as a % of Total Voting rights 1.98 1.04 1.04 1.58 15.06

No. Of Shares Underlying Outstanding convertible securities (X)

No. of Shares Underlying Outstanding Warrants (Xi)

No. Of Shares Underlying Outstanding convertible securities and No. Of Warrants (Xi) (a)


Shareholding , as a % assuming full conversion of convertible securities (as a percentage of diluted share capital) (XI)= (VII)+(X) As a % of (A+B+C2) 1.98 1.04 1.04 1.58 15.06

Number of Locked in shares (XII)

No. (a) 0 0 0 0 0

As a % of total Shares held (b) 0 0 0 0 0

Number of equity shares 0 0 0 0 0





held in  
dematerialized  
form (XIV)

Reason for not providing PAN

Reason for not providing PAN	Textual Information(8)	Textual Information(9)	Textual Information(10)	Textual Information(11)
------------------------------	------------------------	------------------------	-------------------------	-------------------------

### Text Block

Textual Information(1)	Company is in process to acquire PAN
Textual Information(2)	Company is in process to acquire PAN
Textual Information(3)	Company is in process to acquire PAN
Textual Information(4)	Company is in process to acquire PAN
Textual Information(5)	Company is in process to acquire PAN
Textual Information(6)	Company is in process to acquire PAN
Textual Information(7)	Company is in process to acquire PAN
Textual Information(8)	Company is in process to acquire PAN
Textual Information(9)	Company is in process to acquire PAN
Textual Information(10)	Company is in process to acquire PAN
Textual Information(11)	Company is in process to acquire PAN

### Any Other (specify)

Serial No.	1	2	
Category	HUF	Bodies Corporate	
Category / More than 1 percentage	Category	Category	
Name of the Shareholders (I)			<a href="#">Click here to go back</a>
PAN (II)			Total
No. of the Shareholders (I)	5	23	28
No. of fully paid up equity shares held (IV)	10073	68451	78524
No. Of Partly paid-up equity shares held (V)			
No. Of shares underlying Depository Receipts (VI)			
Total nos. shares held (VII) = (IV)+(V)+ (VI)	10073	68451	78524



Shareholding as a % of total no. of shares (calculated as per SCRR, 1957) (VIII) As a % of (A+B+C2)	0.06	0.37	0.43
---	------	------	------

Number of Voting Rights held in each class of securities (IX)

Class eg: X	10073	68451	78524
Class eg:y			
Total	10073	68451	78524
Total as a % of Total Voting rights	0.06	0.37	0.43

No. Of Shares Underlying Outstanding convertible securities (X)

No. of Shares Underlying Outstanding Warrants (Xi)

No. Of Shares Underlying Outstanding convertible securities and No. Of Warrants (Xi) (a)

Shareholding , as a % assuming full conversion of convertible securities (as a percentage of diluted share capital) (XI)= (VII)+(X) As a % of (A+B+C2)	0.06	0.37	0.43
--	------	------	------

Number of Locked in shares (XII)

No. (a)	0	0	0
As a % of total Shares held (b)	0	0	0

Number of equity shares held in dematerialized form (XIV)	10073	1251	11324
---	-------	------	-------

Reason for not providing PAN

Reason for not providing PAN

